



CL-CAB24

FEATURES:

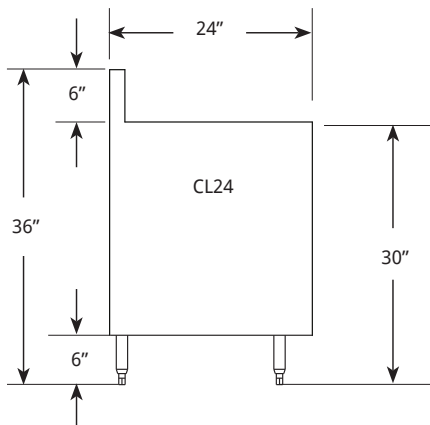
- 304 Stainless Steel, Welded and Polished Top Assembly, Front, Ends, Bottom and Shelves
- Removable 304 Stainless Steel Perforated Pan Top with Drain
- Standard Lengths - 18", 24", & 36"
- Locking Cabinet Door
(18" & 24" Comes with 1 Door, 36" Comes with 2 Doors)
- Die Cast Heavy Duty 6" Stainless Steel Equipment Legs
- Factory-Installed Stainless Steel Drain with 1 1/2" Standard Male Pipe Thread
(Plumbing Access Hole Provided at Bottom of Unit)
- Easily Removable 304 Stainless Steel Shelf (Optional)
- Constructed to Meet NSF Specifications

MODEL NUMBERS:

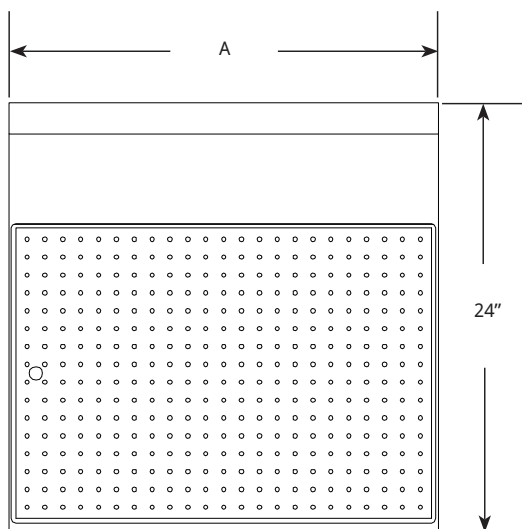
Description	Model
Cabinet	CLP-CAB18
	CLP-CAB24
	CLP-CAB36

STORAGE CABINET

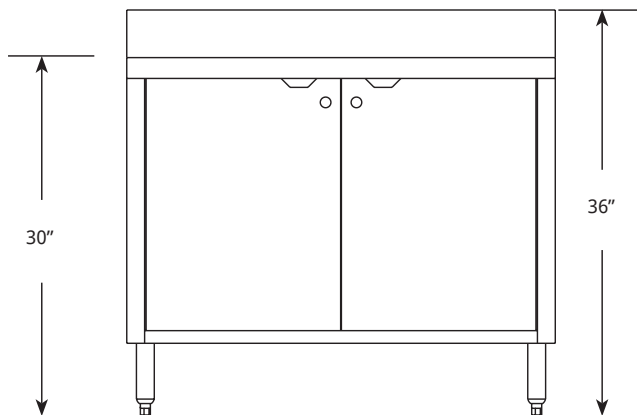
SIDE VIEW:



TOP VIEW:



FRONT VIEW:



Model Number	Width (A)
CLP-CAB18	18"
CLP-CAB24	24"
CLP-CAB36	36"

LaCrosse has a policy of continuous product improvement, and reserves the right to change design and specifications without notice.

L#1014.0317